

65m - 2.800kg

60m - 3.300kg

55m - 3.700kg

50m - 4.200kg

48m - 4.400kg

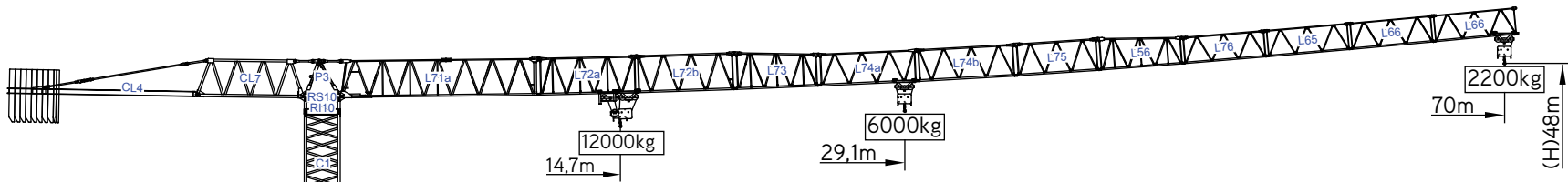
43m - 4.700kg

38m - 5.000kg

36m - 5.100kg

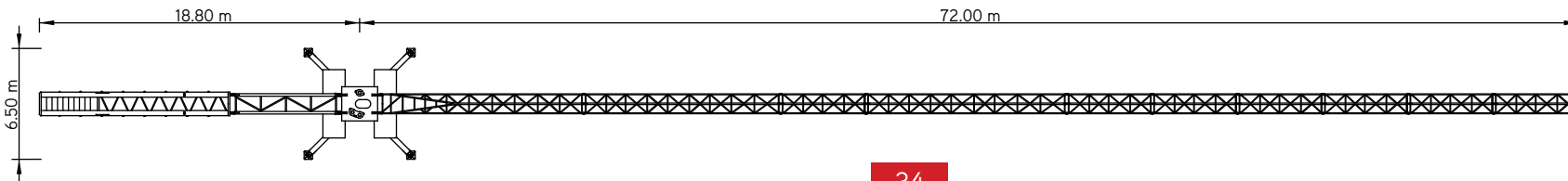
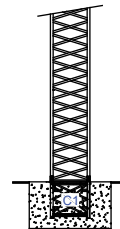
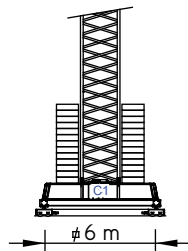
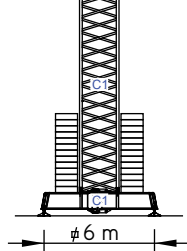
31m - 6.000kg

26m - 7.100kg



Cargas.Loads.Lasten.Charges.Cargas.Carichi.Yükler. ГРУЗОПОДЪЕМНОСТЬ






Icon	Diagram	kg/m M/KIT	Kg	m												
				18	21	26	31	36	38	43	48	50	55	60	65	70
18000 kg 8x2000 + 2x1000 kg	70m L71A+L72A+L72B+L73+L74A+L74B+L75+L56 L76+L65+L66+L66	12000	29,1 m	6000	6000	6000	5600	4750	4470	3900	3440	3280	2940	2650	2410	2200
18000 kg 8x2000 + 2x1000 kg	65m L71A+L72A+L72B+L73+L74A+L74B+L75 L56+L76+L65+L66	12000	33,0 m	6000	6000	6000	6000	5460	5140	4490	3970	3790	3400	3080	2800	
18000 kg 8x2000 + 2x1000 kg	60m L71A+L72A+L72B+L73+L74A+L74B L75+L56+L76+L65	12000	35,1 m	6000	6000	6000	6000	5830	5500	4800	4250	4060	3650	3300		
17000 kg 8x2000 + 1x1000 kg	55m L71A+L72A+L72B+L73+L74A+L74B+L75+L56+L76	12000	35,5 m	6000	6000	6000	6000	5920	5580	4870	4310	4120	3700			
16000 kg 8x2000 kg	50m L71A+L72A+L72B+L73+L74A+L74B+L75+L56	12000	36,2 m	6000	6000	6000	6000	6000	5680	4970	4400	4200				
15000 kg 7x2000+1x1000 kg	48m L71A+L72A+L72B+L73+L75+L56+L76+L65	12000	36,2 m	6000	6000	6000	6000	6000	5690	4970	4400					
13000 kg 6x2000+1x1000 kg	43m L71A+L72A+L72B+L73+L75+L56+L76	12000	34,4 m	6000	6000	6000	6000	5710	5380	4700						
11000 kg 5x2000 + 1x1000 kg	38m L71A+L72A+L72B+L73+L75+L56	12000	32,2 m	6000	6000	6000	6000	5310	5000							
9000 kg 4x2000+1x1000 kg	36m L71A+L73+L75+L56+L76+L65	12000	32,1 m	6000	6000	6000	6000	5300	4900							
8000 kg 4x2000 kg	31m L71A+L73+L75+L56+L76	12000	31,0 m	6000	6000	6000	6000									
7000 kg 3x2000+1x1000 kg	26m L71A+L73+L75+L56	12000	30,4 m	6000	6000	6000										

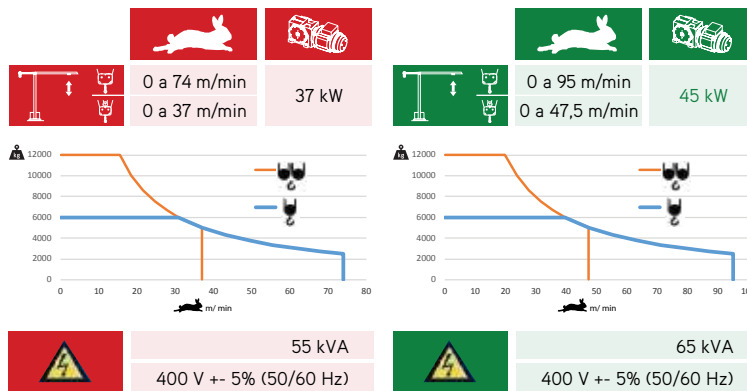


SGT 7022TL

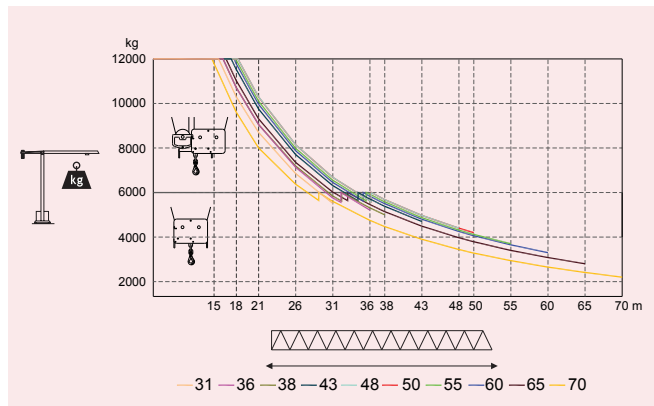
70m - 2.200kg 12.000Kg

Características . Characteristics . Eigenschaften
Caractéristiques . Characteristics . Caratteristiche
Özellikler . ХАРАКТЕРИСТИКИ


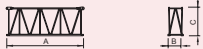




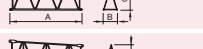

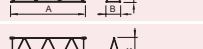




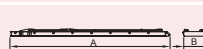
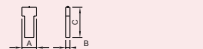
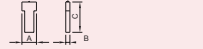



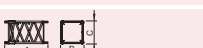
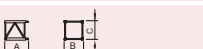



	
	0 a 1 r.p.m. 3x5 daN.m
	0 a 60 m/min 5,5 kW
	0-10 m/min 2x4 kW



Velocidade de elevação . Hoisting speed . Hubgeschwindigkeit . Vitesse d'élevation .
Velocidad de elevación . Velocità di sollevamento . Kaldırma hızı (m/min) .
Скорость подъема (м/мин)



Elementos . Parts . Teile . Éléments . Elementos . Elemento . Parçalar . ЭЛЕМЕНТЫ

		A (mm)	B (mm)	C (mm)	kg	Code
L71A		11970	1900	2900	6750	
L72A		6185	1160	2260	1400	
L72B		6195	1160	2260	1140	
L73		5230	1160	2260	780	
L74A		6165	1160	1950	830	
L74B		6165	1160	1950	710	
L75		5200	1160	1950	560	
L56		5200	1160	1930	530	530 70 22
L76		5160	1160	1610	400	
L65		5110	1160	1610	360	
L66		5110	1160	1610	2x300 600	
RS10 RI10		2620	2180	2150	8000	
P3		2430	1300	760	1270	
CL7		6475	1220	2300	2600	
CL4		11400	1500	500	4000	
CP3		1160	165	3140	2x1000 2000	704 10 00
CP2		1160	330	3140	8x2000 16000	704 20 00
					TOTAL	47930
C1		12000	2180	2180	4200	509 12 00
C1		6130	2180	2180	2200	509 06 00
C1		3195	2180	2180	1200	508 12 03
C1		3195	2250	2250	1360	509 06 03
C1		2280	2150	2150	850	509 06 02
C1		8725	800	1370	4600	609 00 02
C1		4200	380	1370	2x1700 3400	
					TOTAL	8000